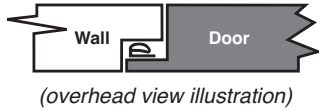




# REFRIGERATION HARDWARE SUPPLY CORPORATION

632 Foresight Circle, Grand Junction, CO 81505  
Phone: (800) 716-7788 • FAX: (800) 835-6655  
Email: colorado@rhsparts.com

9021 Norris Ave., Sun Valley, CA 91352  
Phone: (800) 537-8300 • FAX: (800) 833-3515  
Email: california@rhsparts.com



## CUSTOM WALK-IN DOOR FORM (FLUSH DOOR ONLY)

### FORM 1

ATTENTION: \_\_\_\_\_ FAX#: \_\_\_\_\_ From: \_\_\_\_\_ Quote# \_\_\_\_\_

Date: \_\_\_\_\_

Ship to: (If Different)

Firm Name: \_\_\_\_\_

Name: \_\_\_\_\_

Street Address: \_\_\_\_\_

Street Address: \_\_\_\_\_

City: \_\_\_\_\_

City: \_\_\_\_\_

State: \_\_\_\_\_ Zip: \_\_\_\_\_

State: \_\_\_\_\_ Zip: \_\_\_\_\_

Phone # ( \_\_\_\_\_ ) \_\_\_\_\_

Attention to: \_\_\_\_\_

Fax # ( \_\_\_\_\_ ) \_\_\_\_\_

Is the above a residence?  Yes  No

Email: \_\_\_\_\_

Is a lift gate required for delivery?  Yes  No

1)  Quote  Order Order PO #: \_\_\_\_\_

2) Number of doors ..... \_\_\_\_\_

3) Measurement of smallest part of existing clear net opening ..... A = \_\_\_\_\_ B = \_\_\_\_\_  
(width) (height)

4) Measurement of largest part of existing door face opening ..... C = \_\_\_\_\_ D = \_\_\_\_\_  
(width) (height)

5) Measurement of depth and width of existing door notch ..... E = \_\_\_\_\_ F = \_\_\_\_\_  
(width) (depth)

6) Measurement of floor height inside the box (4 sided doors only)..... G = \_\_\_\_\_

7) Indicate if door is 4-sided or 3-sided  
(three sided doors will include bottom wiper gasket) .....  4-sided  3-sided

8) Metal finish will be: .....  Embossed galvanized  Embossed white  
 Embossed aluminum  Stainless steel

9) Which side of door will the hinges be mounted on?  
(facing door from outside).....  Left  Right

10) Door will be used for: .....  Freezer  Cooler

11) List any special features: \_\_\_\_\_

**NOTE:** Chrome hinges and one non-key locking latch are included standard.  
**Shipping:** All doors and jambs include crating and are shipped F.O.B. from Sun Valley, Calif. Freight charges are additional.  
A deposit of 50% of the purchase price may be required with your door order. Contact your RHS sales representative for details.

Signed: \_\_\_\_\_ Title: \_\_\_\_\_ Date: \_\_\_\_\_

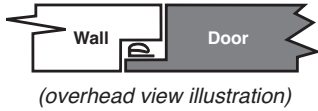
I have checked the above information and wish to place this order as shown.



# REFRIGERATION HARDWARE SUPPLY CORPORATION

632 Foresight Circle, Grand Junction, CO 81505  
Phone: (800) 716-7788 • FAX: (800) 835-6655  
Email: colorado@rhsparts.com

9021 Norris Ave., Sun Valley, CA 91352  
Phone: (800) 537-8300 • FAX: (800) 833-3515  
Email: california@rhsparts.com



## CUSTOM WALK-IN DOOR FORM (FLUSH DOOR ONLY)

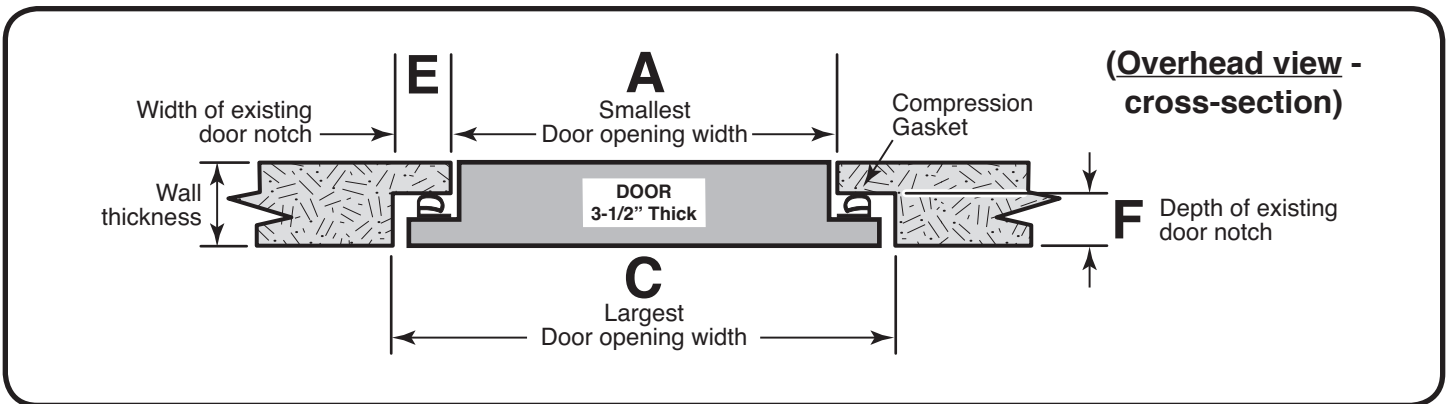
**FORM 1**

APPROVED BY \_\_\_\_\_

PO NUMBER \_\_\_\_\_

QUOTE NUMBER \_\_\_\_\_

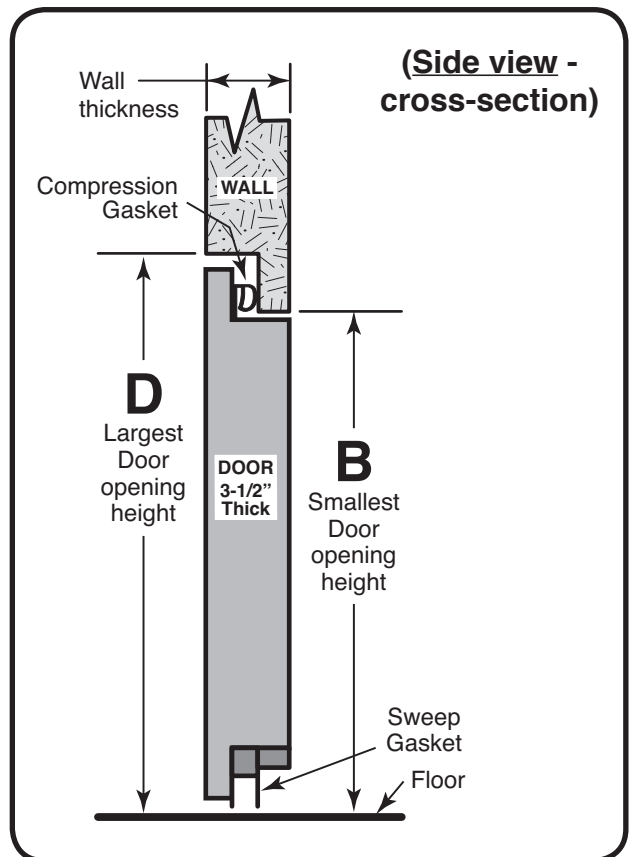
DATE \_\_\_\_\_



### TYPICAL 3-SIDED FLUSH DOOR

- A =** \_\_\_\_\_ **Door opening width (Smallest part)**
- B =** \_\_\_\_\_ **Door opening height (Smallest part)**
- C =** \_\_\_\_\_ **Door opening width (Largest part)**
- D =** \_\_\_\_\_ **Door opening height (Largest part)**
- E =** \_\_\_\_\_ **Existing door notch width**
- F =** \_\_\_\_\_ **Existing door notch depth**

**Note: Standard door thickness is 3-1/2"**



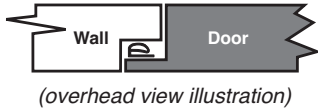
Please include this information with  
Flush Walk-In Door  
Order Form F-147, pg. 1



# REFRIGERATION HARDWARE SUPPLY CORPORATION

632 Foresight Circle, Grand Junction, CO 81505  
Phone: (800) 716-7788 • FAX: (800) 835-6655  
Email: colorado@rhsparts.com

9021 Norris Ave., Sun Valley, CA 91352  
Phone: (800) 537-8300 • FAX: (800) 833-3515  
Email: california@rhsparts.com



## CUSTOM WALK-IN DOOR FORM (FLUSH DOOR ONLY)

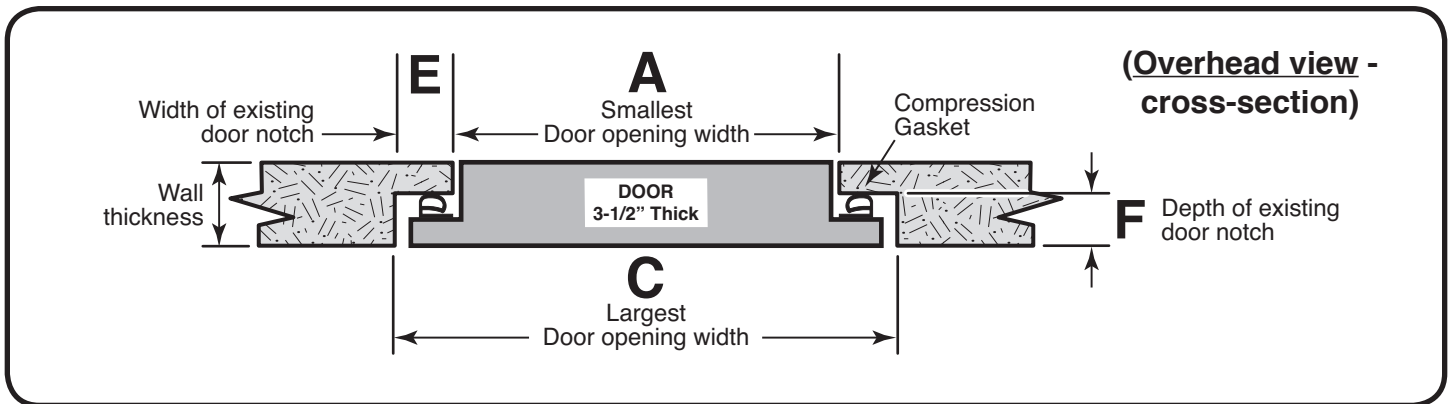
**FORM 1**

APPROVED BY \_\_\_\_\_

PO NUMBER \_\_\_\_\_

QUOTE NUMBER \_\_\_\_\_

DATE \_\_\_\_\_



### TYPICAL 4-SIDED FLUSH DOOR

**A = \_\_\_\_\_ Door opening width (Smallest part)**

**B = \_\_\_\_\_ Door opening height (Smallest part)**

**C = \_\_\_\_\_ Door opening width (Largest part)**

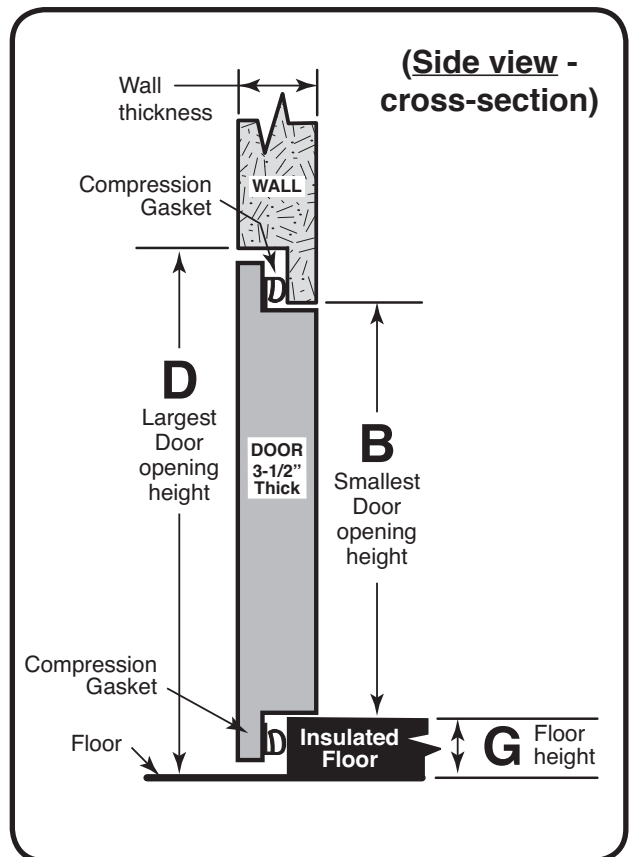
**D = \_\_\_\_\_ Door opening height (Largest part)**

**E = \_\_\_\_\_ Existing door notch width**

**F = \_\_\_\_\_ Existing door notch depth**

**G = \_\_\_\_\_ Floor height**

**Note: Standard door thickness is 3-1/2"**



Please include this information with  
Flush Walk-In Door  
Order Form F-147, pg. 1